



Year 5 Video Editing

Video	The system of recording films and events digitally
Audio	Recorded sound
Dialogue	The name given for conversation in a play or recorded in video or film.
Plot	The main events in a story.
Props	Movable objects used in a play or film to give a greater sense of realism.
Zoom	Move a camera closer or further away from the subject being filmed
Angle	The direction from which something is filmed e.g. overhead, behind, face-on.
Shot	A shot is a photograph or a particular <u>sequence</u> of pictures in a film.
Pan/Tilt	The camera is fixed but can move side-to-side or up and down.

Apps/ Software



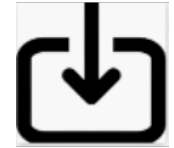
iMovie




Sketches

Handy Tools

Import media - often you may film on a device or camera and edit on another device. Importing photos and video enable you to manipulate them using the best tools for the job.

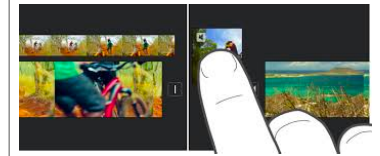


Splitting the clip allows you to get rid of parts that you don't want. e.g. mistakes, or to move things around within the timeline.



Making effective videos

You can split a clip into multiple clips and trim out the parts you don't want. To split a clip, just click the point in the clip on the timeline where you want to split it and choose Split Clip



Using the 'trailer' mode will create a storyboard on your timeline which will give you example shots to help you build up your film. You don't have to use all of them but it will teach you some classic framing techniques.

